


Service Manual

Air-to-Water Hydromodule + Tank



Indoor Unit
 WH-ADC0509L3E5
 WH-ADC0509L3E5AN
 WH-ADC0509L6E5
 WH-ADC0509L6E5AN
 WH-ADC0509L3E5B
 WH-ADC0509L3E5UK

Outdoor Unit
 WH-WDG05LE5
 WH-WDG07LE5
 WH-WDG09LE5

Subject: Revision of Disassembly and Assembly Instructions

Please file and use this supplement manual together with the service manual for Model No. WH-ADC0509L3E5 WH-ADC0509L3E5AN WH-ADC0509L6E5 WH-ADC0509L6E5AN WH-ADC0509L3E5B WH-ADC0509L3E5UK WH-WDG05LE5 WH-WDG07LE5 WH-WDG09LE5 Order No. PAPAMY2303060CE.

WARNING

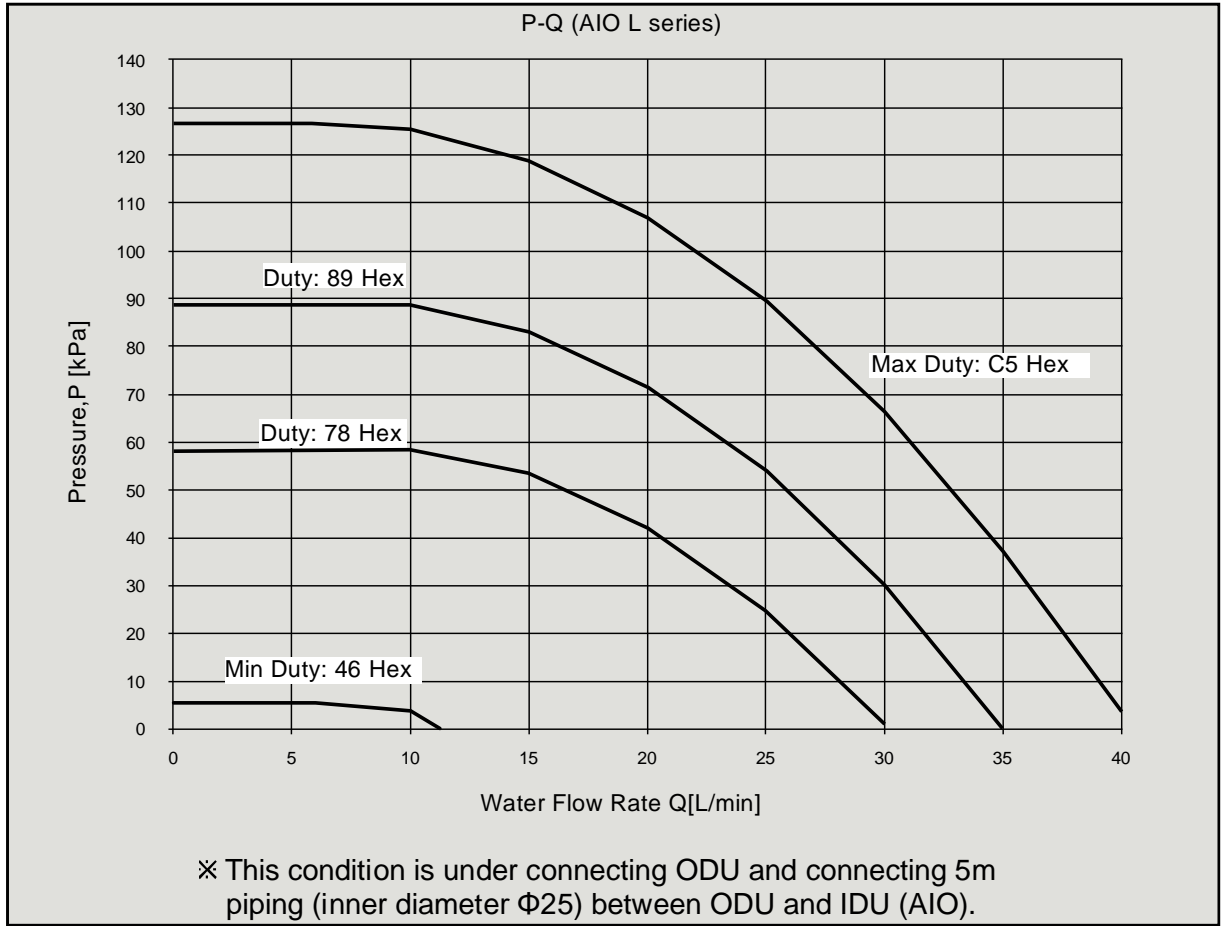
This service information is designed for experienced repair technicians only and is not designed for use by the general public. It does not contain warnings or cautions to advise non-technical individuals of potential dangers in attempting to service a product. Products powered by electricity should be serviced or repaired only by experienced professional technicians. Any attempt to service or repair the products dealt with in this service information by anyone else could result in serious injury or death.

TABLE OF CONTENTS

1	Operation and Control	2
2	Disassembly and Assembly Instructions	3
3	Self-Diagnosis Method	4
4	Replacement Part List	5

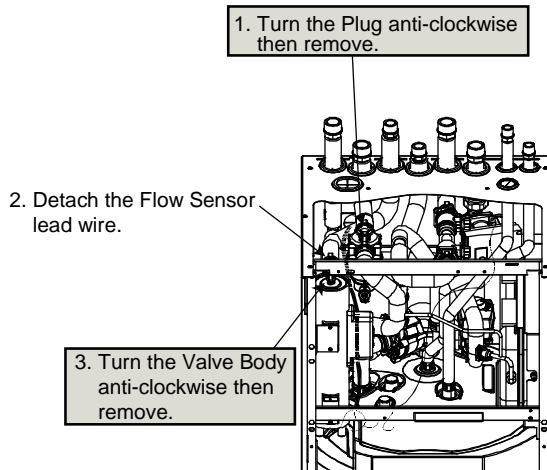
1 Operation and Control

1) P-Q graph for different pump HEX du ty



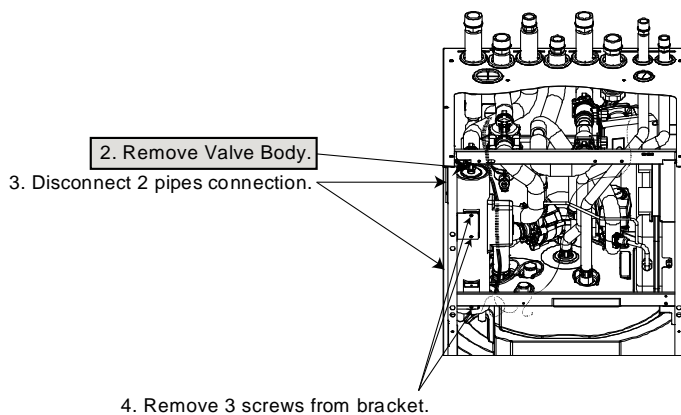
2 Disassembly and Assembly Instructions

2.1 To Remove Flow Sensor, Plug and Valve Body



2.2 To Remove Bottle Complete

1. Disconnect the connector CN-OLP1 from the Electronic Controller and detached the lead wire HT1-L2 (Orange) and AC2-L3 (Black).



3 Self-Diagnosis Method

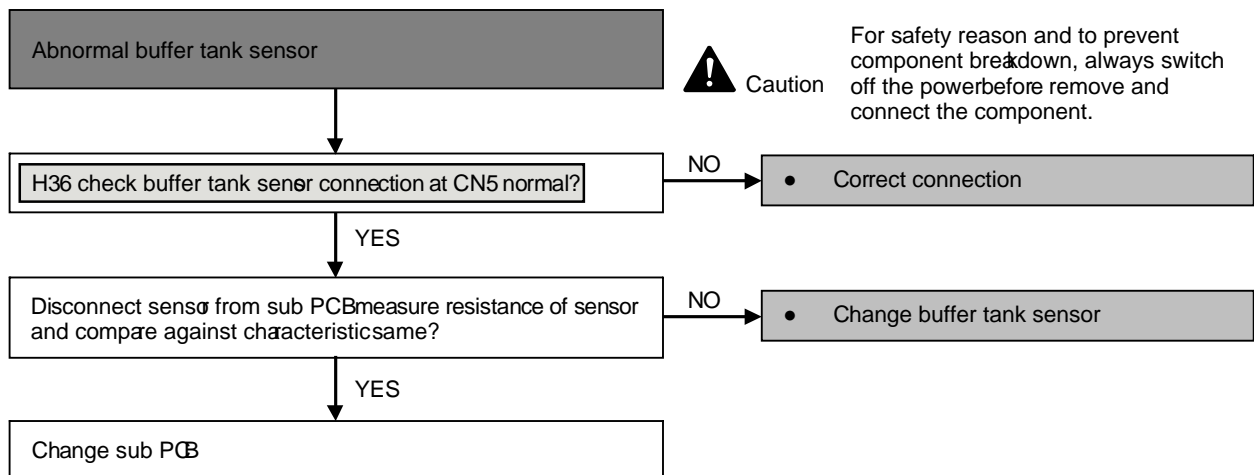
3.1 Abnormal Buffer Tank Sensor (H36)

Malfunction Caused:

- 1 Faulty connector connection.
- 2 Faulty buffer tank sensor.
- 3 Faulty indoor sub PCB.

Abnormality Judgment:

Continue for 5 seconds.



4 Replacement Part List

4.1 Outdoor Unit

SAFETY	REF. NO.	DESCRIPTION & NAME	QTY.	WH-WDG05LE5	WH-WDG07LE5	REMARK
	1	BASE PAN ASSY	1	ACXD52K05240	←	O
	2	O-RING (COMPRESSOR)	4	CWB811017	←	
	3	ANTI - VIBRATION BUSHING	4	ACXH50-00480	←	
	4	FLAT PLATE ASSY	1	ACXD64K00030	←	O
	5	NUT	4	CWH561049	←	
	6	O-RING (COMPRESSOR)	3	CWB811017	←	
	7	ANTI - VIBRATION BUSHING	3	CWH50055	←	
	8	COMPRESSOR	1	7JD420XAA62	←	O
	9	NUT	3	CWH561049	←	
	10	CONDENSER COMPLETE	1	ACXB32C26600	←	O
	11	MANIFOLD TUBE ASSY	1	ACXT07K10070	←	O
	12	HOT WATER COIL - COMPLETE	1	ACXB90C01770	←	O
	13	PARTICULAR PLATE	1	ACXD90-28980	←	O
	14	PARTICULAR PLATE	1	ACXD90-28990	←	O
	15	PARTICULAR PLATE	1	ACXD90-29010	←	O
	16	FOAMED POLYSTYRENE	1	ACXG07-08030	←	O
	17	EXPANTION VALVE	1	CWB051029	←	
	18	2-WAYS VALVE	1	ACXB02-03960	←	O
	19	RECEIVER	1	ACXB14-00760	←	O
	20	STRAINER	2	CWB111024	←	
	21	4-WAYS VALVE COMPLETE	1	ACXB00C03121	←	O
	22	4-WAYS VALVE	1	ACXB00-01520	←	O
	23	HIGH PRESSURE SENSOR	1	ACXA50-06450	←	O
	24	HIGH PRESSURE SWITCH	1	ACXA10-00710	←	O
	25	MULTIBENT TUBE	1	ACXT31-23920	←	O
	26	HOSE BAND	1	CWH4090023	←	
	27	SOUND PROOF MATERIAL	1	ACXG30-13340	←	O
	28	SOUND - PROOF BOARD	1	ACXH15-03930	←	O
	29	SOUND PROOF MATERIAL	1	ACXG30-13380	←	O
	30	FIXED INDUCTORS	1	G0C392J00060	←	O
	31	L-SHAPED TUBE	1	ACXT20-14160	←	O
	32	O-RING (TUBE)	1	ACXB81-06910	←	O
	33	L-SHAPED TUBE	1	ACXT20-14150	←	O
	34	O-RING (TUBE)	2	ACXB81-06910	←	O
	35	FILTER COMPLETE	1	ACXB51C00130	←	O
	36	TUBE ASSY	1	ACXT00-78420	←	O
	37	O-RING (PRESSURE RELIEF VALVE)	2	ACXB81-06820	←	O
	38	RELIEF VALVE	1	ACXB62-00740	←	
	39	TUBE ASSY	1	ACXT00-78430	←	O
	40	O-RING (PRESSURE RELIEF VALVE)	1	ACXB81-06820	←	O
	41	TUBE CONNECTER	2	ACXT29-02620	←	O
	42	O-RING (TUBE)	2	ACXB81-06910	←	O

SAFETY	REF. NO.	DESCRIPTION & NAME	QTY.	WH-WDG05LE5	WH-WDG07LE5	REMARK
	43	HOLDER - COUPLING	1	ACXH35-02220G	←	O
	44	PLUG	2	CWB821027	←	
	45	O-RING (PLUG)	2	ACXB81-06770	←	
	46	RETAINING RING	2	CWH581007	←	
	47	RETAINING RING	1	CWH581038	←	
	48	RETAINING RING	5	ACXH58-00370	←	
	49	SENSOR - CO. WATER IN OUT (CN-TH4)	1	ACXA50C18860	←	O
	50	O-RING (SENSOR)	2	ACXB81-06780	←	O
	51	O-RING (TERMINAL COVER)	1	ACXB81-07090	←	O
	52	TERMINAL COVER COMPLETE	1	ACXH17C00090	←	O
	53	NUT	2	CWH7080300J	←	
	54	SOUND PROOF MATERIAL	1	ACXG30-13360	←	O
	55	V-COIL CO. (4 WAY VALVE)	1	ACXA43C07580	←	O
	56	V-COIL CO. (EXPENSION VALVE)	1	ACXA43C07590	←	O
	57	PARTICULAR PLATE	1	ACXD90-29000	←	O
	58	SENSOR - CO. OUTDOOR DISCHARGE (CN-DIS)	1	ACXA50C18870	←	O
	59	SENSOR - CO. OUTDOOR HEAT & AMBIENT (CN-TH1)	1	ACXA50C18880	←	O
	60	SENSOR - CO. EVA OUTLET (CN-TH3)	1	ACXA50C18900	←	O
	61	SENSOR - CO. REF TEMP (CN-TH4)	1	ACXA50C18910	←	O
	62	FAN MOTOR BRACKET	1	ACXD54-04100	←	O
	63	FAN MOTOR DC 120W 3PH	1	L6CAYYYL0195	←	O
	64	FAN ASSY	1	CWH03K1103	←	
	65	WASHER	1	CWH571075A	←	
	66	NUT	1	CWH561112A	←	
	67	CONTROL BOARD ASSY	1	ACXH10K03170	←	O
	68	ELECTRONIC CONTROLLER - MAIN	1	ACXA70C00100	ACXA70C00110	O
	69	O-RING (ELECTRONIC CO. - MAIN)	1	ACXB81-07210	←	O
	70	SCREW	6	CWH551198	←	
	71	BOX SHAPED PLATE - CO. (LEADWIRE)	1	ACXD66C00710	←	O
	72	O-RING (BOX SHAPE PLATE)	1	ACXB81-07140	←	O
	73	SCREW	4	CWH551198	←	
	74	TERMINAL BOARD ASS'Y	1	CWA28K1213	←	
	75	SCREW	2	CWH551198	←	
	76	CONTROL BOARD COVER	1	ACXH13K00910	←	O
	77	O-RING (CONTROL BOARD COVER)	1	ACXB81-07230	←	O
	78	CONTROL BOARD COVER - COMPLETE	1	ACXH13C06430	←	O
	79	CABINET SIDE PLATE - COMPLETE	1	ACXE04C08560	←	O
	80	HANDLE	1	ACXE16-00230G	←	O
	81	CABINET SIDE PLATE	1	ACXE04-13350G	←	O
	82	CABINET FRONT PLATE - COMPLETE	1	ACXE06C04680	←	O
	83	HANDLE	1	ACXE16-00230G	←	O

SAFETY	REF. NO.	DESCRIPTION & NAME	QTY.	WH-WDG09LE5	REMARK
	1	BASE PAN ASSY	1	ACXD52K05240	O
	2	O-RING (COMPRESSOR)	4	CWB811017	
	3	ANTI - VIBRATION BUSHING	4	ACXH50-00480	
	4	FLAT PLATE ASSY	1	ACXD64K00030	O
	5	NUT	4	CWH561049	
	6	O-RING (COMPRESSOR)	3	CWB811017	
	7	ANTI - VIBRATION BUSHING	3	CWH50055	
	8	COMPRESSOR	1	7JD420XAA62	O
	9	NUT	3	CWH561049	
	10	CONDENSER COMPLETE	1	ACXB32C26600	O
	11	MANIFOLD TUBE ASSY	1	ACXT07K10070	O
	12	HOT WATER COIL - COMPLETE	1	ACXB90C01630	O
	13	PARTICULAR PLATE	1	ACXD90-28980	O
	14	PARTICULAR PLATE	1	ACXD90-28990	O
	15	PARTICULAR PLATE	1	ACXD90-29010	O
	16	FOAMED POLYSTYRENE	1	ACXG07-07800	O
	17	EXPANTION VALVE	1	CWB051029	
	18	2-WAYS VALVE	1	ACXB02-03960	O
	19	RECEIVER	1	ACXB14-00760	O
	20	STRAINER	2	CWB111024	
	21	4-WAYS VALVE COMPLETE	1	ACXB00C03121	O
	22	4-WAYS VALVE	1	ACXB00-01520	O
	23	HIGH PRESSURE SENSOR	1	ACXA50-06450	O
	24	HIGH PRESSURE SWITCH	1	ACXA10-00710	O
	25	MULTIBENT TUBE	1	ACXT31-23920	O
	26	HOSE BAND	1	CWH4090023	
	27	SOUND PROOF MATERIAL	1	ACXG30-13340	O
	28	SOUND - PROOF BOARD	1	ACXH15-03930	O
	29	SOUND PROOF MATERIAL	1	ACXG30-13380	O
	30	FIXED INDUCTORS	1	GOC392J00060	O
	31	L-SHAPED TUBE	1	ACXT20-14160	O
	32	O-RING (TUBE)	1	ACXB81-06910	O
	33	L-SHAPED TUBE	1	ACXT20-14150	O
	34	O-RING (TUBE)	1	ACXB81-06910	O
	35	FILTER COMPLETE	1	ACXB51C00130	O
	36	TUBE ASSY	1	ACXT00-78420	O
	37	O-RING (PRESSURE RELIEF VALVE)	2	ACXB81-06820	O
	38	RELIEF VALVE	1	ACXB62-00740	
	39	TUBE ASSY	1	ACXT00-78430	O
	40	O-RING (PRESSURE RELIEF VALVE)	1	ACXB81-06820	O
	41	TUBE CONNECTER	2	ACXT29-02620	O
	42	O-RING (TUBE)	2	ACXB81-06910	O
	43	HOLDER - COUPLING	1	ACXH35-02220G	O